

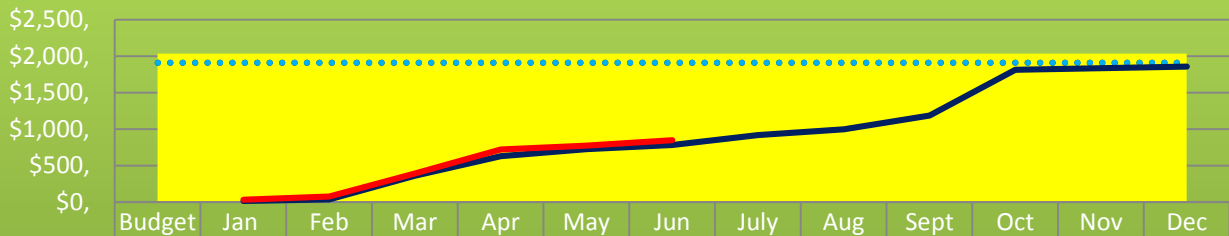


*Holiday Island*

District Manager's Report  
Presented by  
Lawrence Blood  
7/16/18


# Administration

Assessment Revenue  
(In Thousands)  
(Cash)



	Budget	Jan	Feb	Mar	Apr	May	Jun	July	Aug	Sept	Oct	Nov	Dec
18 Budget	\$2,037,												
17 Budget	\$1,909,												
16 Budget	\$1,911,												
17 YTD		\$12,	\$35,	\$363,	\$628,	\$726,	\$782,	\$920,	\$996,	\$1,188,	\$1,814,	\$1,838,	\$1,858,
18 YTD		\$31,	\$73,	\$390,	\$719,	\$775,	\$849,						

Expenditures Admin  
(In Thousands)



	Budget	Jan	Feb	Mar	Apr	May	Jun	July	Aug	Sept	Oct	Nov	Dec
18 Capital	\$6,												
18 Operating	\$389,												
17 Budget	\$386,												
16 Budget	\$384,												
17 YTD		\$30,	\$54,	\$77,	\$85,	\$130,	\$163,	\$188,	\$220,	\$243,	\$265,	\$298,	\$328,
18 YTD		\$9,	\$34,	\$62,	\$97,	\$130,	\$154,						

# Capital Project Update

## 1) Water System Modeling / PRV Replacement

- ESI has prepared a working dynamic model of the HISID water distribution system.
- Using the model, ESI made recommendations to HISID for replacement of five (5) critical Pressure Reducing Valves (PRVs) in the system.
- Upon completion of the PRV installation, ESI will recalibrate the model based on the new PRVs operational regime.
- Once the model is updated, ESI will be prepared to make a recommendation for the next set of five (5) PRVs to be replaced.
- Project currently delayed due to back order on parts. Expected shipment date for PRVs is 7/27/18

## 2) Haddock Creek Lift Station Road

- Preconstruction Conference was held Monday, July 9, 2018.
- Construction is set to begin
- Executed Contract books
- Completion will allow us to close out the 2017 FEMA project grant

## 3) Stateline Drive Resurfacing

- Preconstruction Conference was held Monday, July 9, 2018.
- Construction will start following the completion of Haddock Creek Lift Station road.
- Executed Contract books
- Change Order No. 1 will be prepared by ESI upon receipt of proposal from Contractor.

## 4) Park Lane Road Rehabilitation and Resurfacing

- Preconstruction Conference was held Monday, July 9, 2018.
- Construction to begin following the completion of Stateline Drive
- Executed Contract books
- Possible Change Order to add an additional 1,000 feet.

# Capital Project Update

## Marina Fuel System Improvements

- Notice to Proceed delivered to MSPE.
- Once ESI receives executed Notice to Proceed from MSPE, Executed Contract books will be prepared for delivery to HISID.

## Marina Fuel Spill Monitoring and Mitigation

- Continued quarterly monitoring on 3 out of 4 wells
- 1 well is not progressing as hoped.
- ADEQ is requiring additional samples based upon lake levels. Coordinating with COE on sampling schedule. “Fill Data Gaps”
- ADEQ is requiring additional sample locations on hillside below fuel tanks.
- Modify site work plan to correspond with ADEQ requirements for additional samplings and future mitigation actions.
- Received \$16,803.11 petroleum trust fund reimbursement for a total of \$75,754.94 (\$7,500 local share)

## Stateline Drive Slide Mitigation

ESI has performed topographic survey of site and delivered results to GTS, Inc. for use in their analysis.

Awaiting scheduling of geotechnical exploration by GTS.

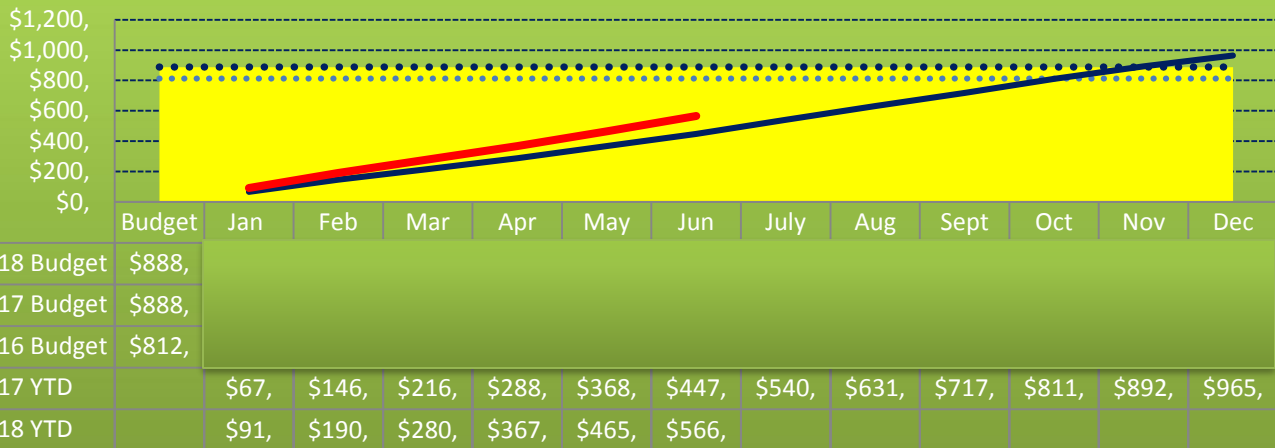
# Carroll Electric's Vegetation Management Procedures

- Website for the most accurate and complete information concerning Carroll Electric's Vegetation Management program, [www.carrollecc.com](http://www.carrollecc.com)
- Rotating cycle of cutting and clearing easements either by hand or with equipment every 6 years.
- This is usually followed the next year with spraying the floor of the easement.
- There are no restriction on the right of way width in Holiday Island, 30' both sides of the line for a three phase. (Some areas are not the full width at this time but Carroll Electric is working at getting the full width without causing too much disruption to an area.
- The products in use are, Arsenal, Escort, and Method. All of these are registered with the EPA and the MSDS sheet is available on the Carroll Electric website.
- All employees that apply spray have gone through extensive training and are licensed.

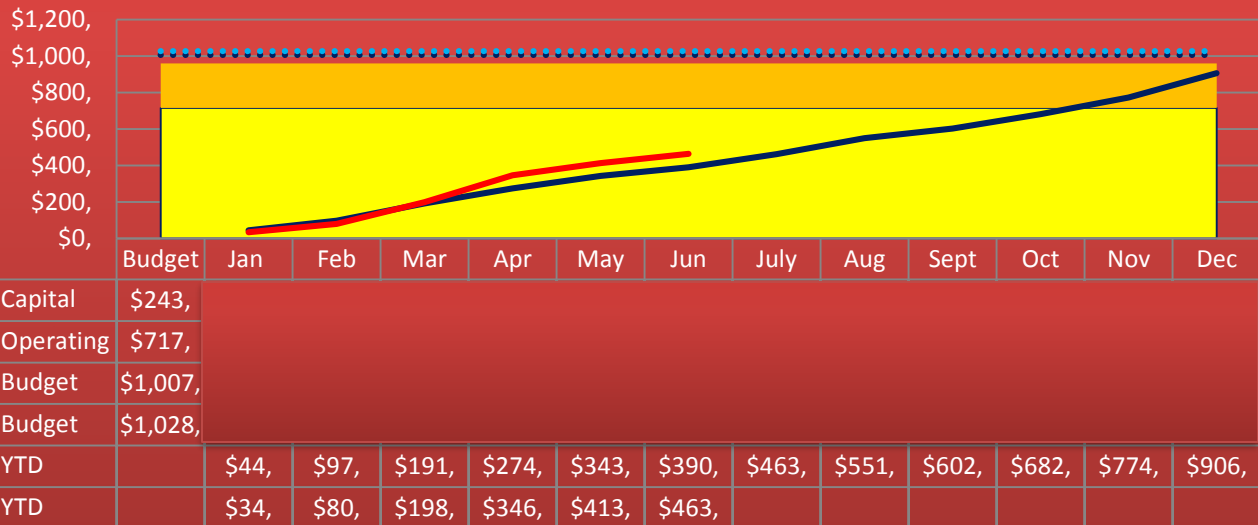


# Water and Wastewater

Water and Wastewater Revenue  
(In Thousands)  
(Cash)



Expenditures Water /Wastewater  
(In Thousands)



# Water and Wastewater

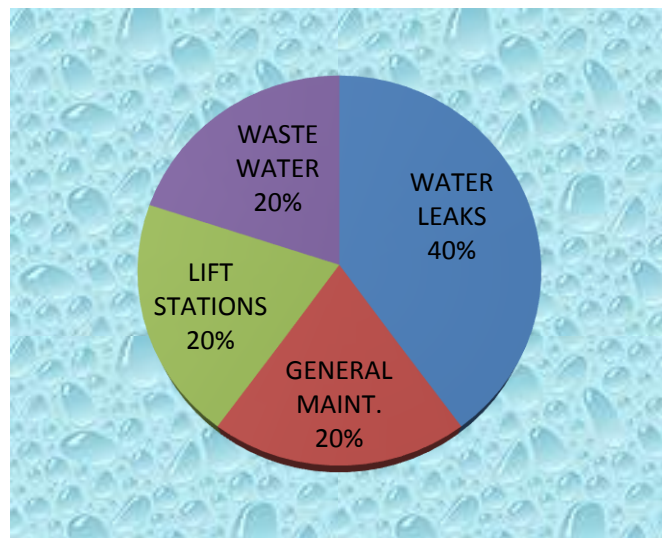
## 2018

Month	Well#1	Well#4	Well #5	Island	Mainland	Production	Water Billed	% Loss
January	4.642	6.385	12.189	4.642	18.574	23.216	5.574	78.7%
February	3.749	6.083	9.673	3.749	15.756	19.505	4.318	77.8%
March	4.175	7.797	8.714	4.175	16.511	20.686	4.156	80.0%
April	4.382	6.188	9.430	4.382	15.618	20.000	4.897	76.0%
May	4.313	6.933	9.246	4.313	16.179	20.492	5.214	74.6%
June	4.782	6.886	10.353	4.782	17.239	22.021	6.851	68.8%

Reading in million gallons

## WATER

- Repaired water service valve: 38 Mercury.
- Repaired Water Main Leak: Hickory Ln. and 2x on Danube Dr.
- Daily checks on well's and PRV/maintenance if needed 3x a week.
- Total work orders: 43
- Installed retaining wall around Well #4 generator.



## WASTEWATER


- Replaced sump pump at L.S. #114.
- Routine checks/maintenance if needed of all lift stations 3x a week.
- Replaced seals on both pumps at End of Eldorado lift station.
- Cleaned out South Hills Loop L.S.





# Roads and Public Facilities Department

Expenditures Roads  
(In Thousands)



	Budget	Jan	Feb	Mar	Apr	May	Jun	July	Aug	Sept	Oct	Nov	Dec
18 Capital Budget	\$326,												
18 Operating Budget	\$336,												
17 Budget	\$587,												
16 Budget	\$611,												
17 YTD		\$23,	\$47,	\$71,	\$91,	\$120,	\$146,	\$164,	\$194,	\$460,	\$476,	\$504,	\$537,
18 YTD		\$9,	\$28,	\$47,	\$74,	\$113,	\$178,						

**Utility Cuts/Patching:** Bluewater Circle, Bluewater Drive, Woodsdale Drive, Oak Point Drive, Holiday Island Drive, White Bass Lane ( 107 FT. x 20 FT ), Leatherwood Drive, Hawk Lane, Parkcliff Drive and Wild Turkey Drive.

**Ditch Cleaning:** Stateline Drive 100 FT, Marion Lane 40 FT and Bob White Lane 20 FT for a total of 160 FT.

**Weekly Chipping:** Chipped at 109 Shields Spur, 140 Valley Drive, 118 Holiday Island Drive, 86 and 54 Table Rock Drive, 28 Indian Wells Drive and 3 Chickasaw Place x 3.

**Tree/Easement Clearing:** Removed tree in road at 50 Table Rock Drive. Cleaned easement on Shields Drive. Cleaned line of sight on Holiday Island Drive at Bob White Lane. Trimmed trees at 108 Beaver Drive.

**Hogging/Side Cutting:** Hogged and side cut on Wild Turkey, White Bass, Oak Point, Bluewater Drive, Depot field and numerous areas.





# Roads and Public Facilities Department

**General Maintenance:** Striped Marina parking lot for extra vehicle/trailer parking. Picked up trash at the Point ( 8 times a month ). Refaced one stop sign. Moved J.D. Crawler Loader to Depot to knock down muck hauled in from Stateline Drive slide. Repaired high water marker.




**Vehicle/Equipment Maintenance:** Tuned up F.D. # 36 pickup. Repaired roughs and fairway mowers. Repaired G.C. cart. Replaced front and rear brake pads on M-1 pickup. Replaced A/C fan motor on M-1 pickup. Replaced A/C line on M-25 side cutter.




# Fire Department

Expenditures Fire  
(In Thousands)



	Budget	Jan	Feb	Mar	Apr	May	Jun	July	Aug	Sept	Oct	Nov	Dec
18 Capital	\$9,												
18 Operating	\$261,												
17 Budget	\$403,												
16 Budget	\$379,												
17 YTD		\$14,	\$26,	\$37,	\$52,	\$68,	\$86,	\$106,	\$122,	\$302,	\$323,	\$344,	\$366,
18 YTD		\$14,	\$25,	\$45,	\$73,	\$92,	\$103,						

## Combined Fire, EMS, and Non-Emergency Calls



18 YTD		58	132	201	246	280	336						
17 Combined Calls	581												
16 Combined Calls	532												
15 Combined Calls	500												
14 Combined Calls	469												

### Notes:

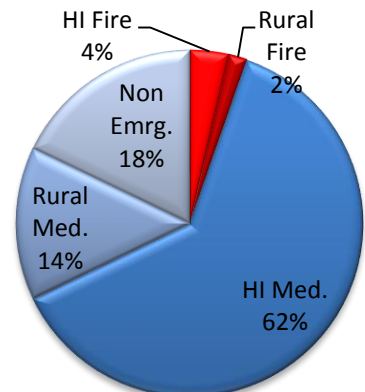
Medical Personnel: Trauma Assessment

Fire Personnel: Fire SAR, Initial pump ops

### General:

- Golf tournaments and dinner = \$12,000
- Need for more volunteers
- Eureka Springs FD will be hosting an EMT class starting in Sept

433 YTD Permissions for Burns

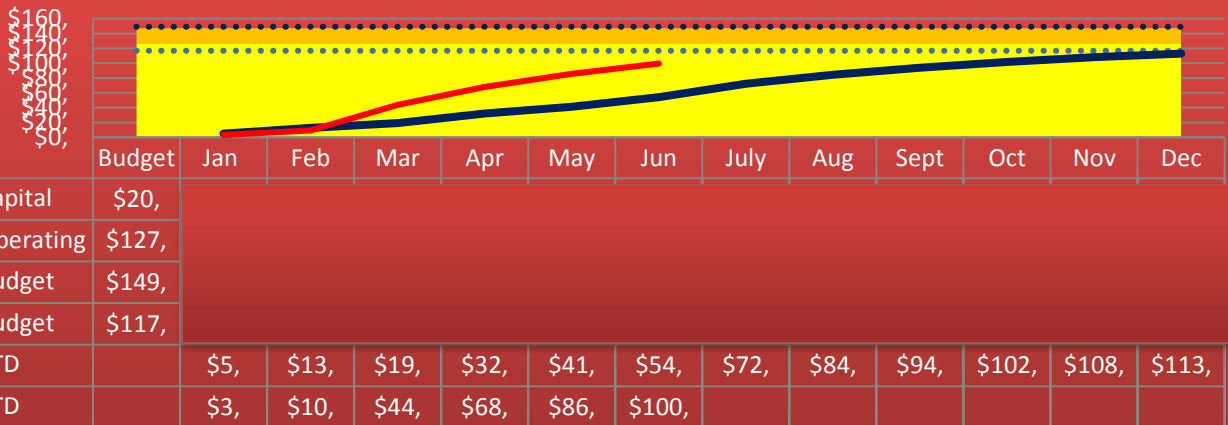


# Recreation Center

Revenue Rec Center  
(In Thousands)



Expenditures Rec Center  
(In Thousands)

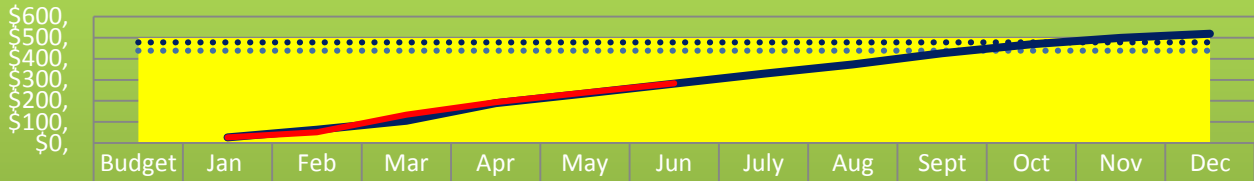


- Month of June was active with family reunions, parties, and activities at the Barn and other facilities.
- Recent heat wave is helping pools to stay busy
- Shuffleboard League on Tuesday nights. A very small but dedicated group.



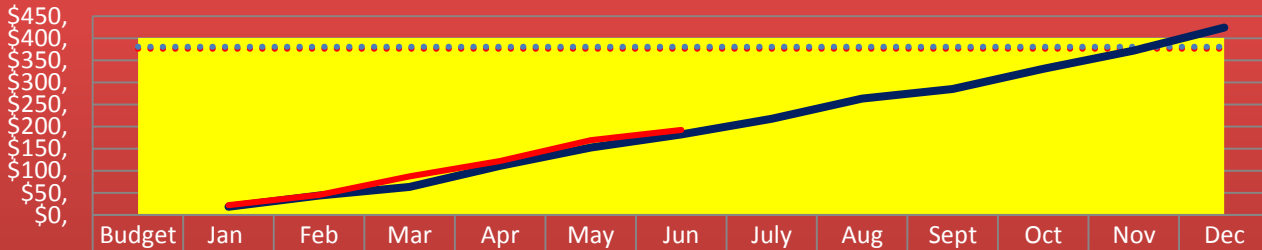
# Golf

**Revenue Golf Operations**  
(In Thousands)



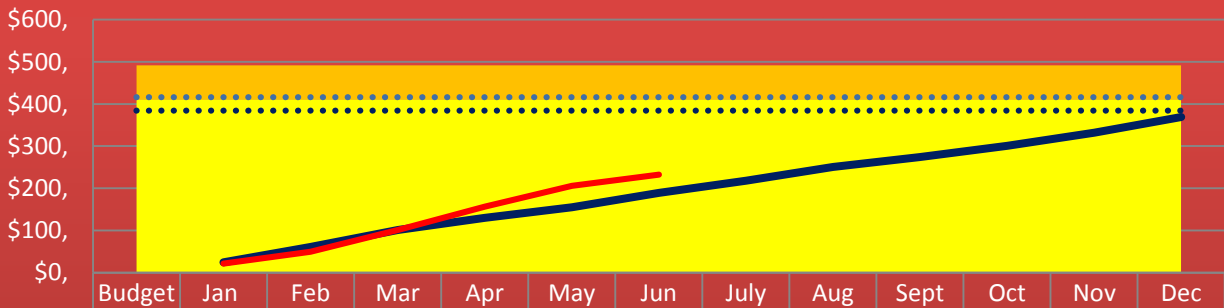
	Budget	Jan	Feb	Mar	Apr	May	Jun	July	Aug	Sept	Oct	Nov	Dec
18 Budget	\$498,												
17 Budget	\$479,												
16 Budget	\$438,												
17 YTD		\$26,	\$62,	\$105,	\$189,	\$235,	\$282,	\$328,	\$373,	\$426,	\$468,	\$499,	\$519,
18 YTD		\$26,	\$50,	\$134,	\$194,	\$240,	\$283,						

**Expenditures Golf Operations**  
(In Thousands)



	Budget	Jan	Feb	Mar	Apr	May	Jun	July	Aug	Sept	Oct	Nov	Dec
18 Budget	\$401,												
17 Budget	\$377,												
16 Budget	\$381,												
17 YTD		\$19,	\$44,	\$64,	\$111,	\$152,	\$182,	\$218,	\$264,	\$285,	\$331,	\$373,	\$424,
18 YTD		\$22,	\$45,	\$87,	\$123,	\$169,	\$193,						

**Expenditures Golf Maintenance**  
(In Thousands)



	Budget	Jan	Feb	Mar	Apr	May	Jun	July	Aug	Sept	Oct	Nov	Dec
18 Capital	\$80,												
18 Operating	\$411,												
17 Budget	\$384,												
16 Budget	\$416,												
17 YTD		\$25,	\$61,	\$101,	\$130,	\$155,	\$189,	\$218,	\$251,	\$274,	\$301,	\$332,	\$369,
18 YTD		\$21,	\$49,	\$101,	\$156,	\$205,	\$233,						



## Golf

June has brought the heat, and the most important thing we do each day is set the greens up for success by properly watering. Each putting surface is probed with a digital moisture meter and watered accordingly twice a day.



Multiple light topdressings, and venting took place this month on the greens. Light topdressings maintain the smoothness of the surface as well as reduce disease pressure. Venting with small solid tines improves water infiltration, and allows the green to breath.